

STORYBROOK PARK PUBLIC ART

STAND IN REFLECTION

SUBMITTED BY:

POLYMETIS

NICHOLAS CROFT & MICHAELA MACLEOD

E: STUDIO@POLYMETIS.NET

15 NOV 2024

CONTENTS

01 CONCEPT STATEMENT

02 DESIGN DRAWINGS

03 TECHNICAL DETAILS

A. SIZE & ARRANGMENT

B. MATERIALS & SOURCING

C. WEIGHT & STRUCTURAL SPECIFICATIONS

D. FOUNDATION SYSTEM & ATTACHMENT METHOD

E. INSTALLATION REQUIREMENTS & PROCEDURES

F. MAINTENANCE PROTOCOLS

G. PROTECTION & SECURITY MEASURES

H. STRATEGIC PLACEMENT & ORIENTATION

I. ENVIRONMENTAL CONSIDERATIONS

04 BUDGET

05 TIMELINE

APPENDIX

01 CONCEPT

***Stand in Reflection** is an installation that invites visitors into a space where nature's quiet beauty and human presence blend seamlessly. The title encapsulates the essence of the work: "Stand" refers to the grouping of birch trees, a natural formation that symbolizes strength and resilience, while also inviting visitors to physically stand within the space and engage directly with the artwork. "Reflection" evokes both the mirrored surfaces, which capture shifting surroundings, and the contemplative experience the installation fosters, encouraging moments of introspection and connection.*

From a distance, the installation appears as a tranquil gathering of slender trunks, drawing the eye and inviting curiosity. As visitors approach, the polished mirrors begin to capture their movements, surrounding landscape, and shifting light, creating an immersive experience that evolves with each step.

The installation consists of eleven reclaimed birch trees, each standing 12 feet tall, arranged in a gentle semicircle—a form that embraces and invites without enclosing. Locally sourced, the birch trees resonate with the Birchwood neighborhood's identity, grounding the artwork in the site's natural and cultural heritage.

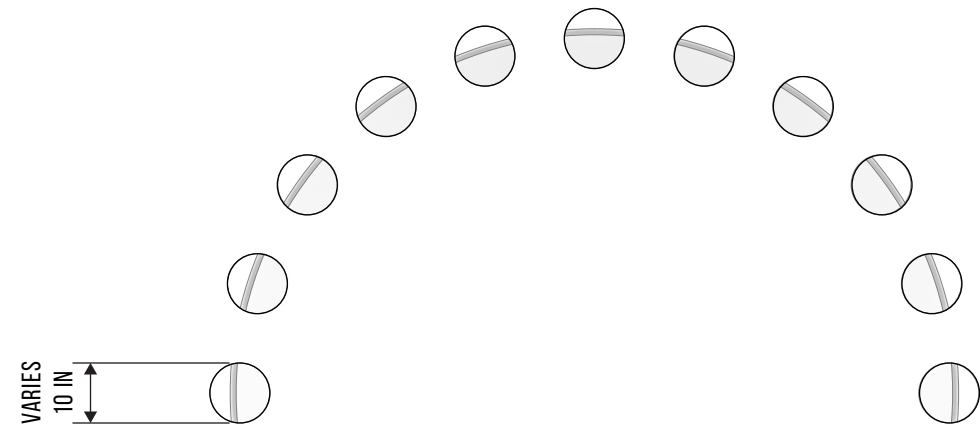
Each birch trunk is carefully planed at an angle to reveal its growth rings, offering a visual narrative of time, resilience, and renewal. Polished stainless steel mirrors, mounted in front of these planed surfaces, reflect the surrounding landscape and the movements of visitors, creating a dynamic and evolving dialogue between nature and community.

*The semicircular arrangement enhances safety through open visibility while creating an intimate yet expansive space. Visitors are encouraged to see themselves within the natural cycles of the land, fostering a sense of belonging and reinforcing the idea that both community and nature thrive through mutual respect and reflection. By blending minimalistic design, reclaimed materials, and timeless themes, **Stand in Reflection** creates a living artwork that harmonizes with the park's environment and enriches the visitor experience.*

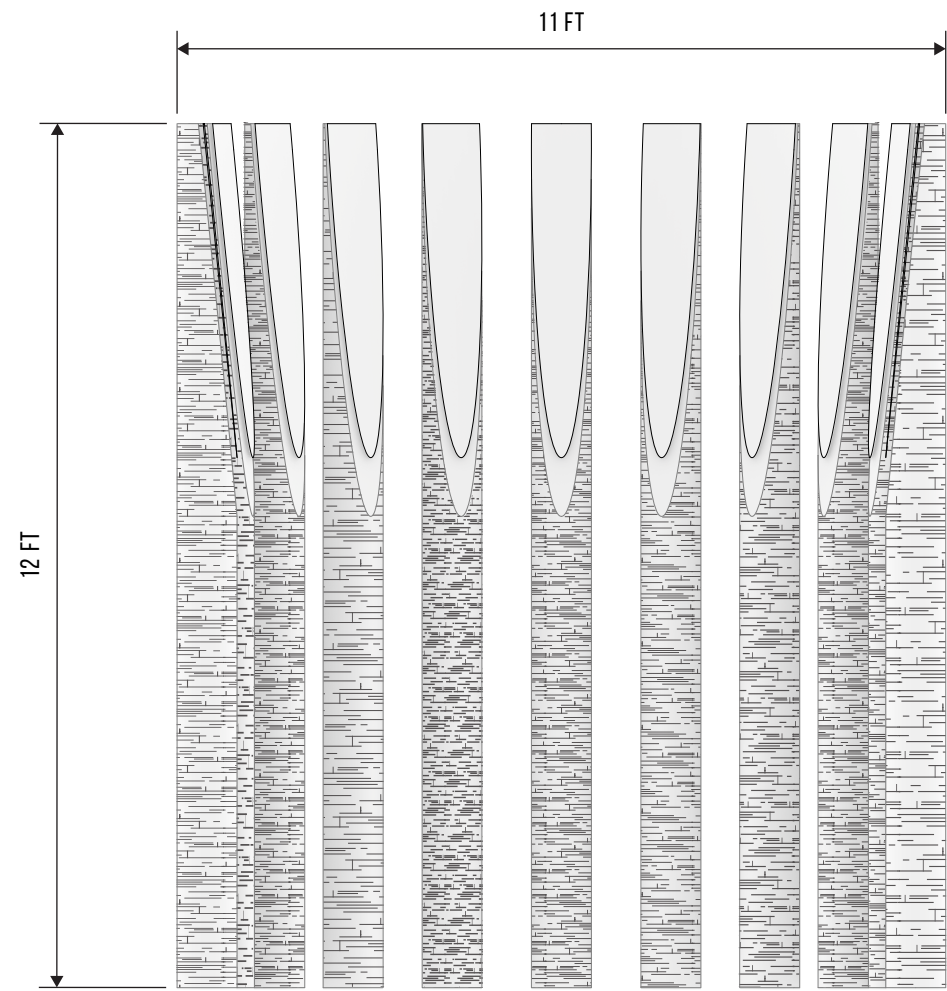





02
DESIGN DRAWINGS



PLAN





FRONT ELEVATION



SIDE ELEVATION
























03
TECHNICAL DETAILS

A. Size & Arrangement

The installation consists of eleven reclaimed birch tree trunks, each standing 12 feet tall, arranged in a semicircular formation. This arrangement creates an open and inviting space that encourages natural movement and interaction within the park. Each trunk has a maximum diameter of 10 inches, with slight variations due to the natural sourcing of the materials, enhancing the organic feel of the installation.

B. Materials and Sourcing

The reclaimed birch trees are locally sourced, symbolizing a connection to the Birchwood neighborhood and embodying themes of growth and resilience. Each trunk is planed at an angle to reveal its tree rings, highlighting the passage of time and creating a visual narrative of resilience. Marine-grade 316 polished stainless steel mirrors, each 1/4 inch thick, are mounted in front of each planed surface to withstand outdoor conditions. These mirrors reflect the surrounding environment, capturing light, movement, and the presence of park visitors.

C. Weight and Structural Specifications

Each birch trunk weighs approximately 262 pounds, bringing the total weight of the entire installation to around 2,880 pounds. The mirrors are securely fastened to the trunks using stainless steel mounts, ensuring stability and durability in outdoor conditions. The total weight will be confirmed once the reclaimed birch trees are chosen.



D. Foundation System & Attachment

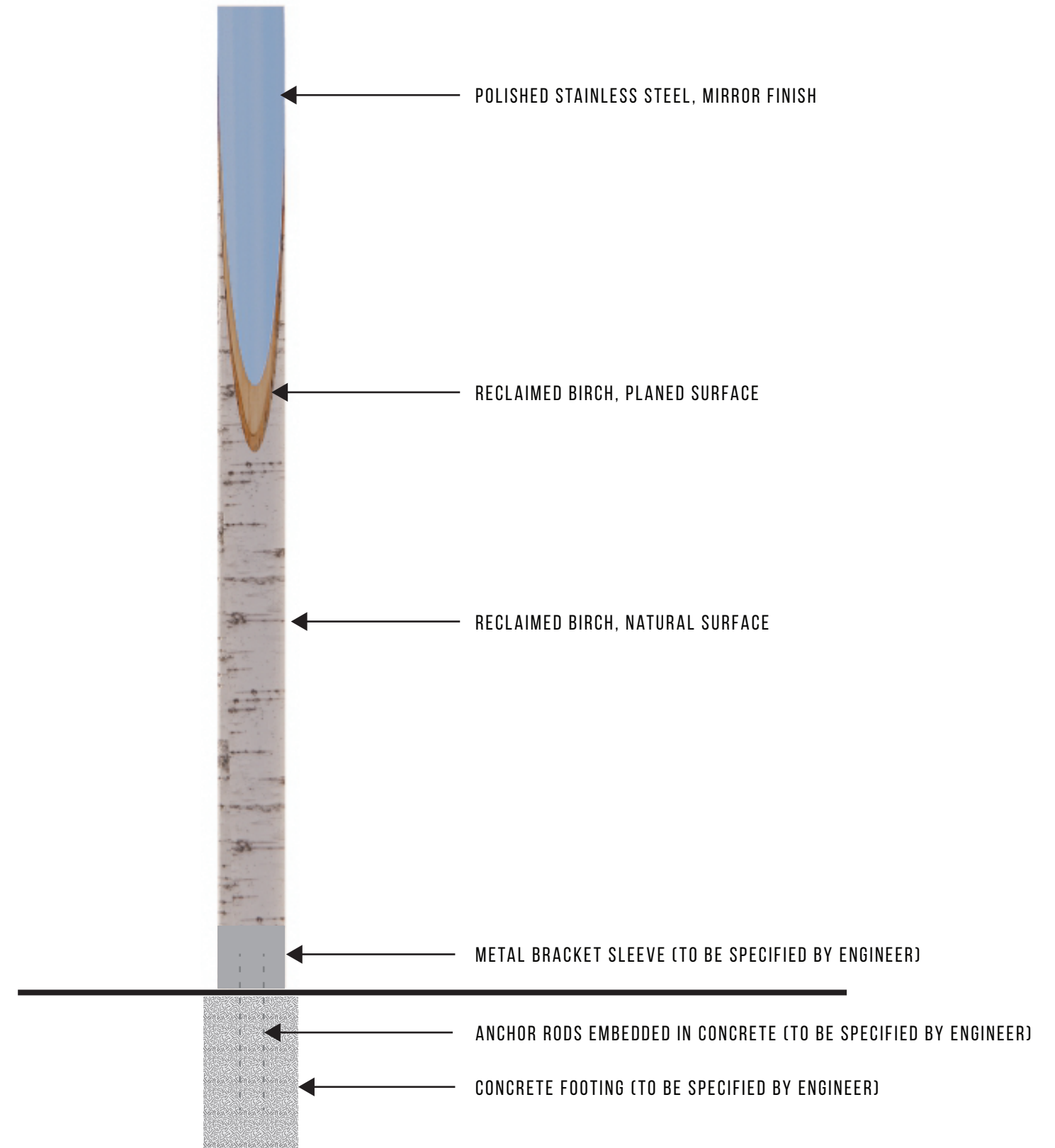
The final engineering specifications for the foundation system will be determined by the engineer. Each birch trunk will be anchored with a concrete footing, designed to provide stability and resist environmental forces, such as wind and seasonal ground shifts. The footing will create a solid foundation to prevent tilting or shifting.

For attachment, each birch trunk will be fitted with a concealed metal mounting bracket at its base, fabricated from corrosion-resistant stainless steel and designed to extend up into the trunk for added stability. The attachment process includes several key steps. First, steel anchor rods are embedded vertically in the concrete footing while it's still wet, providing a strong connection point for the mounting bracket. Once the concrete has fully cured, a metal bracket sleeve with pre-drilled holes is attached to the base of each birch trunk, aligning with the anchor rods to ensure a secure fit. The sleeve is then slid over the anchor rods and bolted in place using high-tensile bolts, with epoxy applied between the sleeve and rods for additional stability. Finally, a weatherproof sealant is applied around the base where the trunk meets the concrete to protect against moisture and rot.

Additional considerations include drilling a small drainage hole in the bottom of the sleeve to prevent water buildup, reducing the risk of rot or freeze-thaw damage. This modular attachment system allows for easy removal and replacement of trunks if needed, as each trunk can be unbolted and detached from the anchor rods.

E. Installation Requirements & Procedures

The reclaimed birch trees are locally sourced, symbolizing a connection to the Birchwood neighborhood and embodying themes of growth and resilience. Each trunk is planed at an angle to reveal its tree rings, highlighting the passage of time and creating a visual narrative of resilience. Marine-grade 316 polished stainless steel mirrors, each 1/4 inch thick, are mounted in front of each planed surface to withstand outdoor conditions. These mirrors reflect the surrounding environment, capturing light, movement, and the presence of park visitors.



F. Maintenance Protocols

Routine maintenance includes regular inspections every year to ensure structural integrity, cleanliness of the mirrors, and the reapplication of protective sealants as needed. The birch trunks are treated with sealants to prevent moisture damage, rot, and insect infestation, while the stainless steel mirrors are periodically cleaned to maintain their reflectivity. Anti-graffiti coatings are also applied to the mirror surfaces for additional protection.

G. Protection & Security Measures

Sacrificial anti-graffiti coatings are applied to the mirrors to facilitate easy cleaning and preserve their reflective surfaces. The mirrors and trunks are modular, allowing for efficient replacement if damaged, which helps to reduce long-term maintenance costs. Positioned in a visible area, the installation benefits from natural surveillance provided by nearby pathways and benches, enhancing security.

H. Strategic Placement & Orientation

The precise location and orientation of the installation will be determined following an investigative site visit to ensure optimal placement within the park. However, Site 7 is preferred due to its natural clearing areas, which provide an ideal setting for the installation. This location aligns with CPTED (Crime Prevention Through Environmental Design) principles, enhancing visibility, accessibility, and safety while minimizing the risk of vandalism. Leveraging natural surveillance from nearby pathways and benches, Site 7 offers a secure and welcoming environment that supports the interactive and reflective nature of the artwork.

To further enhance the installation's impact, it should be oriented along an east-west axis to take full advantage of the sunrise and sunset. Positioning the semicircular arrangement with its opening facing east allows the morning sunlight to flow directly into the space, illuminating the reflective surfaces and enhancing the natural textures of the birch trunks. In the evening, the western-facing mirrors and trunks will capture the warm



hues of the setting sun, creating dynamic interactions with light and shadow. This alignment ensures the artwork engages with the natural rhythms of the sun, offering a visually stunning and ever-changing experience. By integrating the semicircle with park pathways or clearings, the installation remains accessible, secure, and harmoniously connected to its surroundings.

I. Environmental Considerations

The use of reclaimed birch trees and eco-friendly materials supports environmental sustainability and reflects the community's commitment to green practices. Installation methods are carefully designed to minimize ecological impact, ensuring that the artwork remains in harmony with the park's natural surroundings.

1. Design and Planning (Artist Fee)

Conceptual Design Development: \$800
Detailed Drawings and Specifications: \$1,600
Construction Administration: \$900
Insurance-Included
Travel: \$900
Total: \$4200

2. Materials

Reclaimed Birch Tree Trunks (11 trunks): \$3800
Stainless Steel Mirrors (Marine-Grade 316, 1/4 inch thick, including cutting and polishing): \$2800
Fasteners and Mounting Hardware: \$700
Anti-Graffiti Coating: \$400
Sealants for Wood Protection: \$400
Total: \$8,100

3. Fabrication

Mirror Mounting and Fabrication: \$1800
Wood Planing and Surface Preparation: \$1,200
Total: \$3000

4. Engineering

Structural Engineering Foundation & Mounting Brackets: \$2,500
Total: \$2,500

5. Installation

Site Preparation (Leveling and Clearing): \$900
Concrete Foundations and Footings: \$2,300
Crane/Hoist Rental and Professional Rigging: \$2,300
Labor for Trunk and Mirror Installation: \$2,200
Delivery and Transportation of Materials: \$500
Total: \$8200

6. Additional Expenses and Contingency

Project Contingency: \$1000
Total: \$1000

TOTAL: \$27,000

**04
BUDGET**



05

TIMELINE

Phase 1: Design and Planning

- **January 1 - February 15, 2025 (6 weeks)**
 - Kickoff meeting and initial site assessment.
 - Concept refinement and finalization of design details.
 - Preparation of detailed drawings, engineering calculations, and materials list.
 - Structural and safety review.

Phase 2: Permits and Approvals

- **February 16 - March 1, 2025 (2 weeks)**
 - Submit final design documents for any required approvals and permits.
 - Environmental and community impact review (if required).

Phase 3: Material Sourcing and Fabrication Preparation

- **March 2 - April 15, 2025 (6 weeks)**
 - Secure reclaimed birch trunks and stainless steel mirrors.
 - Begin preliminary preparation of materials, including mirror cutting and wood planing.
 - Order additional hardware and protective coatings.

Phase 4: Fabrication and Engineering

- **April 16 - May 31, 2025 (6 weeks)**
 - Complete mirror mounting and fabrication of individual components.
 - Engineering team performs a structural review for installation.
 - Apply anti-graffiti and weatherproof coatings to mirrors and wood surfaces.

Phase 5: Site Preparation and Installation Setup

- **June 1 - June 15, 2025 (2 weeks)**
 - Prepare site, including clearing and leveling ground as required.
 - Begin installation of concrete foundations and footings.
 - Coordinate with crane/hoist team and delivery of materials to the site.



Phase 6: Installation

- **June 16 - June 30, 2025 (2 weeks)**
 - Transport birch trunks, mirrors, and hardware to the installation site.
 - Erect birch trunks and secure mirrors in place according to the design.
 - Ensure alignment, stability, and safe placement of each component.

Phase 7: Final Review and Adjustments

- **July 1 - July 7, 2025 (1 week)**
 - Final inspection to ensure all elements are securely installed.
 - Address any minor adjustments for alignment or structural integrity.
 - Project completion walkthrough with stakeholders.

Phase 8: Community Engagement and Unveiling

- **July 8 - July 15, 2025 (1 week)**
 - Unveiling event to introduce the installation.
 - Install any final signage or plaques as needed.
 - Final documentation and handover to the city/park authorities.

Summary of Key Milestones

- January 1, 2025: Project kickoff and design phase begins.
- February 15, 2025: Completion of design and planning phase.
- April 15, 2025: Completion of material sourcing.
- May 31, 2025: Fabrication and engineering phase completed.
- June 30, 2025: Installation completed.
- July 15, 2025: Unveiling and project close.

APPENDIX

WOOD ALTERNATIVE

Alaskan Yellow Cedar

- *Exceptionally durable and naturally resistant to rot, decay, and insects.*
- *Handles moisture and freeze-thaw cycles very well, making it ideal for the Pacific Northwest's climate.*
- *Dense and strong but workable for intricate designs.*
- *Develops a beautiful silvery-gray patina if left untreated.*



Fig.1 *Alaskan Yellow Cedar*



THANK YOU